



# CLUNY SCINTILLA

2015- 2016

DECEMBER 2015

SCINTILLA -II

## **“MAY GOD BE GLORIFIED IN EVERYTHING” (Bl. Anne Marie Javouhey)**

The School is a place where children are encouraged to say “I CAN”. It is a matter of pride to pen down the message for “CLUNY SCINTILLA” the first news letter of St. Joseph Of Cluny School – CBSE, Puducherry.

Academic excellence along with curricular and extra curricular activities, completes the process of education. It gives me great satisfaction that the school is progressing in all its endeavours towards the overall development and personality of the students.

The Cluny Scintilla is a platform for the students to express their creative pursuit which develops originality of thought and perception. The contents of this leaflet reflects the wonderful creativity of the thoughts and imagination of our students. The school aims to transmit wisdom, spirituality and academic excellence. All new educational systems in conformity with XSEED and the CCE systems of CBSE have been introduced in Cluny-CBSE. The superior infrastructure and the ICT interactive technology have been integrated with teaching to effect the all-round development of the child. Today, the role of a school is not only to pursue academic excellence but also to motivate the students to be lifelong learners and critical thinkers of an ever changing global society. The school should prepare the students to meet the challenges of life and mould them into better and civilized citizens. We help the students to identify their talents and develop it to the optimum. We strive hard to infuse in students a feeling of self reliance and conscientiousness, blending modernity with tradition, logic with knowledge, respect with caution, politeness with self respect, leadership with humility, diligence with holistic development and societal integration.

CLUNY-CBSE is scaling new heights with excellent and dedicated teachers and staff, committed to the welfare of the children. For us, teaching is a passion. I congratulate the students and the staff, who are instrumental in bringing out the maiden issue of CLUNY SCINTILLA. I am sure this effort will go a long way in the development of the literary aspect of the child. Moreover, the students will have their own platform to express their views and the writer, poet, composer, cartoonist, etc. hidden in them.

Life is a mixture of sunshine and rain, high tides and low tides, mountains and plains, laughter and teardrops, pleasure and pain, triumphs and defeats, loss and gain, but there never was a cloud that the sun did not shine through and there’s nothing that’s impossible for God.

*Sr. Jaise John, Headmistress.*

# CLUNY CBSE SCHOOL – A DREAM COME TRUE: 19<sup>TH</sup> MARCH 2015

It's amazing! The CBSE school building was completed within 1 ½ years. What a surprise!!!



11.12.2013



19.03.2015

We had a solemn inauguration ceremony with our Archbishop Dr. Antony Anandarayar cutting the ribbon and lighting the Kuthuvilaku along with all the dignitaries and a beautiful procession of teachers and students carrying the lighted candles to all the classrooms.

A short program was organised to entertain the guests. The Odeon was packed with dignitaries from all walks of life – sisters, teachers, parents, well-wishers, dear and near ones. It was a day of celebration for the Cluny family as we had again reached out successfully to meet the needs of the time. Congratulations to the mastermind behind this historic event in the Cluny Calendar.

## FOUNDRESS DAY CELEBRATION

**“When one seeks God alone, one makes no mistakes.”- Bl. AMJ**

The feast day of our foundress Blessed Anne Marie Javouhey was celebrated on 14th July 2015, with great enthusiasm and joy. The program started by evoking God's blessing and a few words from Anne Marie's letter. The celebration continued with a traditional lighting of the Kuthuvilakku and a classical dance followed by an enactment of the life of Bl. Anne Marie Javouhey. Our hearts were filled to see the little Nanette collecting children to teach Catechism. Since Anne Marie worked with the blacks, the children, dressed as blacks, danced to the tune of a song that praised and thanked her for the work she did for them. Finally we concluded by enacting the service of the sisters of St. Joseph of Cluny under the leadership of our mother. The program ended with a thanksgiving song for all the blessings we have received from our mother, Bl. Anne Marie Javouhey.



## MY FAMILY




# CLUNY CBSE – A SCINTILLATING START: 12th June 2015

We would like to welcome each of you to a year of wonder and discovery at Cluny CBSE – our new learning garden . Lots of excitement, expectations, expressions, sentiments, all vying with each other to exhibit itself.... A historical moment indeed! The first student enters the campus, the whole family is behind – the child is excited, she is the star of the day. Words of advice, comfort, instructions coming from all directions. This is the story of every child who arrived with her parents. Can you recollect the first day you brought your daughter to school? Do you remember how you felt? Happy? Sad? Or both? These are sweet memories that can never be forgotten. Keep reminding yourself from time to time. Nothing can buy you these feelings. Treasure it.

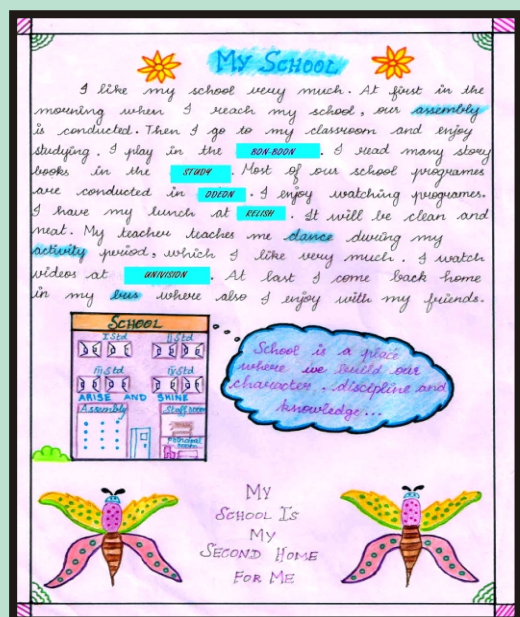
The three school buses arrive one by one, bringing the remaining students. Oh! What a day! What a sight! Little children getting down from the bus, entering the school campus for the first time. How would they have felt? Most of the parents were already waiting for them in the school. They wanted to see how their child enters the school where she will thrive, succeed academically and retain openness. The students were seated according to their classes in the **Savoir-Faire**, then taken to their classes where they left their school bags and lunch bags. They were then brought back to the **savoir-faire** for the first Assembly which was organized by the teachers. Sisters and well wishers were invited to witness and take part in the prayer service. Sr. Rosita introduced the Correspondent and Headmistress to the parents and requested them to cooperate with the Management. It was really a memorable day.



## MY BEAUTIFUL SCHOOL



- Vipanchi Nayak , Std III



- Diyashri, Std III

## MY TEACHER

*My teacher teaches very well. My teacher is loving and caring. My teacher speaks very softly and is friendly. My teacher corrects my errors and mistakes smoothly and lovingly. My teacher looks simple and is very honest. My teacher teaches discipline and how I should behave with others. My teacher moulds me as a good student and makes me a good citizen to our country.*

- Sabbedha, Std II

## MY TEACHER

*My teacher is the best,  
She never takes rest,  
My teacher runs like a clock  
To build our mind in blocks  
My teacher spreads light  
By working hard day and night  
She shows us the right vision  
And leads us in our mission  
My teacher is the best,  
She never takes rest*

- Priyahaasinee, Std II

## MY FIRST DAY IN SCHOOL

On the first day I went to school with my parents. As soon as we entered St. Joseph of Cluny – CBSE, the students and parents were given a warm welcome by the sisters and teachers. Rev. Sr. Rosita the provincial introduced Rev. Sr. Emiliana as the Correspondent and Rev. Sr. Jaise John as the Headmistress. We were sent to our respective classes. On entering the classroom we felt happy. We left our school bags and lunch bags in the class room and came down to the Savoir Faire for our first Assembly. The teachers conducted a beautiful and meaningful prayer service and sang songs praising God. Our class teachers took us to the class which was decorated with pictures to welcome us. Our class teacher introduced herself and spoke about the need for discipline, neatness, cleanliness, courteous behaviour, etc. We had our lunch with our new classmates and it was a wonderful experience. I made new friends. We were introduced to our other teachers.

My new school is a big one with a beautiful garden, clean comfort zone, and a pure aqua zone facility. There are many other rooms with innovative names, which took us some time to understand and learn. The Odeon (auditorium) is big enough to hold about five hundred people at a time. There is a play area (Bon Boon) which has slides, car, swing, etc. At the end of the day, we waited for our parents to take us back home. We had three buses for the students who wanted to come by school bus. Sr. Emiliana checked all the class rooms and sent us home carefully.

When I entered the CBSE school in the morning, I was excited and frightened, but my school drew away my fear and changed my attitude. I enjoyed my first day in school happily, and joyfully returned home in the evening with sweet memories. I am very proud of my school.

- S.Keerthana, Std IV - SPL

## ACTIVITY PRECINCT – EXPLORE & EXPERIMENT

**Leaf Stamping;** What you need:

- \* A variety of freshly fallen leaves. (no holes)
- \* Paint – any variety of colors
- \* Paper
- \* Small sponge paint brush

**Directions:** Collect a variety of freshly fallen leaves. Avoid torn and dried out leaves. Dab brush in paint and lightly apply to a leaf. Press painted side down onto the paper. Keep going until you have created a work of art!



### Fallen Leaf Wreath: What you need:\*

A variety of freshly fallen leaves

\* Paper plate\* Scissors

\* White school glue

\* Ribbon



**Directions:** Collect 20 or more freshly fallen leaves from your garden. Cut off the middle part of a paper plate. (Fold the paper plate in half to get the cut started. Leave approx. 2 inches around the border.) Clip off the stems from the leaves. Glue each leaf to the paper plate. Slightly overlap the leaves so the paper plate is not visible. Tie the ribbon into a bow and attach it to the wreath.



### Leaf Rubbings: What you need:


\* An assortment of freshly fallen leaves

\* White paper

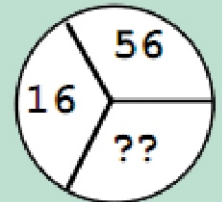
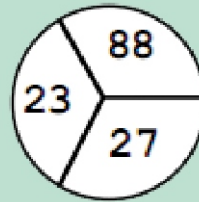
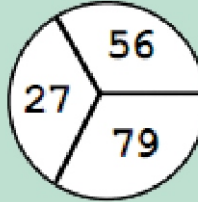
\* Crayons



**Directions:** Collect a variety of leaves in different shapes and sizes. Try to avoid dried out leaves. On a piece of white paper, position leaves vein side up. Lay another sheet of white paper over the top of the leaves. Turn a crayon on its side (remove paper) and gently rub over the top sheet of paper. The leaf image will appear on the paper



## Entangle



## TEACHER'S DAY CELEBRATION

*"A teacher's purpose is not to create students in her own image, but to develop students who can create their own image."*

Teacher's day was celebrated on 5th September 2015. All the teachers were given a warm welcome by the students with a red rose, jasmine and an umbrella decorated with wishes from the students. The umbrella symbolized the role of a teacher who protects the students from fear, dangers, hurdles, etc. The programme took place in the Odeon, starting with a prayer service followed by group dance, music, singing and ended with the school song. All the students wished the teachers a happy teacher's day with joy and happiness through a dance. The SPL requested the teachers to be seated on the stage. The whole school danced to the tune of the following song, expressing their love, gratitude and appreciation for their teachers. The teachers were provided with delicious lunch and a gift. The celebration brought everyone closer. All the teachers had a good time and enjoyed the day, and happiness filled our hearts. The teachers thanked the students and sisters for the wonderful day.

தங்கமான எங்க மிஸ், என்ன சொன்னாலும் எஸ் எஸ் சிரித்தே சிரித்தே பேசுகின்றாரே, ஸ்கூலுக்கெல்லாம் பேமஸ். சமத்துக் குட்டு என்கின்றார், சாக்லேட் கீக்லேட் தருவாங்க ஜோர் கன்னம் தடவி முதுகில் தட்டி, செல்லம் செல்லம் என்கின்றார்.



எங்களுடனே பாடுகின்றார், கையை கோர்த்து ஆடுகின்றார் குரங்கு கரடி கதை சொல்லி, குலுங்க குலுங்க சிரிக்கின்றார். விளையாடித் தான் பழகுகின்றார், பொம்மையெல்லாம் தருகின்றார் ஆடும் போதே நைசாய் பேசி, பாடம் சொல்லித் தருகின்றார்.

## INDEPENDENCE DAY CELEBRATION

*"Nothing is more precious than independence and liberty."*

The 69th year of independence was celebrated in our school. We started the day with a special prayer for mother India. It was followed by the oath taking ceremony of the School Pupil Leader and the House Captains. The SPL and the House leaders received the light and their respective flags from the Correspondent Rev. Sr. Emiliana and the Headmistress Rev. Sr. Jaise. The National Flag was hoisted by Rev. Sr. Jaise John. The students saluted the tri-coloured flag with pride and patriotism.

All the students of Std III participated in the programme and it began with a welcome address followed by dance. The students expressed their patriotism for the country with several programmes. The little leaders of Cluny sang an action song as a tribute to the brave leaders of our nation. Rev. Sr. Jaise John and Rev. Sr. Emiliana enlightened the students with their wise words. As every day has an end, our program ended with a vote of thanks.



## PARENTS – A ROLE MODEL

Down the days of ancient civilization, tree planting has been in vogue. When this practice was adopted in Cluny - CBSE school, the children, without even being advised took their part in tree planting. The parents out of their own interest involved themselves in planting saplings. It was indeed a welcome sight to see the parents plant trees along the road in front of the school.

Our mother nature needs our helping hands to keep our Universe alive. It is our duty to conserve and make our surroundings eco-friendly and avoid deforestation in today's polluted world. One of the best possible ways to minimize global warming is afforestation. Teachers provide the groundwork to establish awareness among young people about the importance of the environment and its future care. It is appreciable that parents of school students take keen involvement in planting saplings. The social consciousness of the parents is an example to the children who will be instrumental in making our earth greener.



Our sincere appreciation to you parents,  
for your dynamism.

## GLEAM FLASH FROM THE SCHOOL JOURNAL

June 22 : Iniya of Std IV has won II prize in Western Dance conducted by Life Style Media.

July 27 : Keerthana and Schwetha of Std IV won the II prize in Yoga conducted by Yoganjali Natyalaya.

July 28 : Thara Ganesh of Std I won the II prize in Yoga conducted by Tamilnadu Sports Yogasana Association.

**Sep 23 : The school closes for Term – 1 holidays and will re-open on 5th October 2015**

*You are the Michelangelo of your own life...*

*You are sculpting you.*

**HAPPY HOLIDAYS**